

Wild Earth Travel

Small Ships, Big Adventures

wildearth-travel.com

info@wildearth-travel.com

EXPEDITION TO ANTARCTICA: WEDDELL SEA CRUISE - FROM USHUAIA

Sail deep into Antarctica's furthest reaches on this adventure of a lifetime. The ice on the Weddell Sea is too thick to navigate for most of the year, so only the lucky few get to experience this corner of Antarctica. Immerse yourself in polar history sailing where Ernest Shackleton's ship became trapped in the ice in 1915. Watch giant tabular icebergs float past, and lookout for emperor penguins - a rare sight on any other Antarctic cruise.



ITINERARY

DAY 0 Pre Cruise

One-night pre-cruise accommodation with breakfast in a 4/5-star hotel or onboard

DAY 1 USHUAIA

Wild Earth Travel

Small Ships, Big Adventures

0800 945 3327 (within New Zealand) | +64 (0) 3 365 1355 | **1800 107 715** (within Australia)

info@wildearth-travel.com | wildearth-travel.com



Wild Earth Travel

Small Ships, Big Adventures

wildearth-travel.com

info@wildearth-travel.com

Nestled in the foothills of the snow-capped Martial Range, Ushuaia's colourful streets and mismatched buildings cascade from the imposing mountains before coming to an abrupt halt at the shores of the Beagle Channel. As one of the world's southernmost cities, Ushuaia carries its 'end of the world' reputation well. The moody weather and dramatic surroundings certainly help. Board your boutique ship before departing for your journey through one of the most captivating wilderness regions of the world.

DAY 2-3 DAY AT SEA

Sea days are rarely dull. Take the time to sit back and let the world go by. The ship's observation decks provide stunning views of the passing ocean. A day at sea gives you the opportunity to mingle with other passengers and share your experiences of this incredible trip or head to our library which is stocked full of reference books. Get an expert's view in one of our on-board lectures or perhaps perfect your photography skills with invaluable advice from our onboard professional photographers.

DAY 4-9 ANTARCTIC PENINSULA

Among captivating glaciers, majestic icebergs and snowy islands, the Antarctic Peninsula is where most visitors to the White Continent live their Antarctica dream. It's the most accessible part, with scientific bases and incredible scenery, like the photogenic Lemaire Channel. Shore excursions might include Petermann Island, where among Adelie penguins, blue-eyed shags and skuas, huge, lumbering elephant seals haul out.

DAY 10-11 DAY AT SEA

Today as you sail, you'll bask in the endless comforts of your ship. From the deck, marvel at the dramatic sea views. Relax with a nurturing facial treatment or massage in the spa or delve into the ship's learning resources. Or, simply

take refuge in your cabin and enjoy the opportunity to rest.

DAY 12 USHUAIA

Ushuaia is the gateway to the White Continent. Nestled in the foothills of the snow-capped Martial Range in Argentina's Patagonia region, Ushuaia's colourful streets and mismatched buildings cascade from the imposing mountains before coming to an abrupt halt at the shores of the Beagle Channel. Often described as 'the End of the World', the city carries the reputation well - the moody weather and dramatic surroundings certainly help.

Please note:

Itineraries are subject to change.

Wild Earth Travel

Small Ships, Big Adventures

wildearth-travel.com

info@wildearth-travel.com

YOUR SHIP: DIANA

YOUR SHIP:	Diana
VESSEL TYPE:	Expedition Ship
LENGTH:	125 meters
PASSENGER CAPACITY:	192
BUILT/REFURBISHED:	2022-2023

Arriving in early 2023, SH Diana will be the largest ship in our fleet, providing elegant and spacious 5-star accommodation for 192 guests in 96 spacious staterooms and suites, the vast majority with large balconies. Operated by an onboard team of 140 she will provide the highest levels of personal service and take Swan Hellenic back to its roots when she launches, exploring the Mediterranean and its famous sites of antiquity. Now sit back, relax and take a moment to get to know this amazing new ship, purpose-designed for our unique cultural expedition cruises.

Named after the Ancient Roman goddess of light, the moon, hunting and the wilderness, SH Diana been specially designed for worldwide cruising to explore the most inspiring and inaccessible places on earth. Building on the outstanding amenities of her sister ships, she adds a dedicated Multifunctional Room next to the Observation Lounge, a Private Dining Room for special occasions, and two tenders which bring guests a comfortable alternative to Zodiacs for expedition landings. A Polar Class 6 ice-strengthened hull combines with extra-large stabilisers to make your journey as comfortable as possible.

SH Diana has been designed for immersive experiences, with extensive outside deck areas, multiple observation points and bright, open and relaxing public spaces with unobstructed views. The pleasure and safety of our guests is paramount at all times, cared for by our attentive crew and seasoned expedition leaders. Cutting edge hygiene technology protects the health of all on board to the highest standards and includes air conditioning with UV sanitisation systems.

SH Diana's 96 staterooms , including 11 suites, are each a superbly comfortable home from home and all feature panoramic sea views, a flame-effect fireplace, original works of art, plush couches, premium pocket sprung mattresses, en-suite bathrooms with glass-enclosed rain showers, and Egyptian cotton towels, bathrobes and sheets. A pillow menu offers customised head and neck comfort during rest, while a large flat screen TV, espresso machine with Illy premium coffee, tea making facilities with the finest Kusmi teas, and a minibar with refreshments enhance relaxation at any time. In-room dining is of course available at all hours.



all hours.

Wild Earth Travel
Small Ships, Big Adventures

0800 945 3327 (within New Zealand) | +64 (0) 3 365 1355 | **1800 107 715** (within Australia)

info@wildearth-travel.com | **wildearth-travel.com**

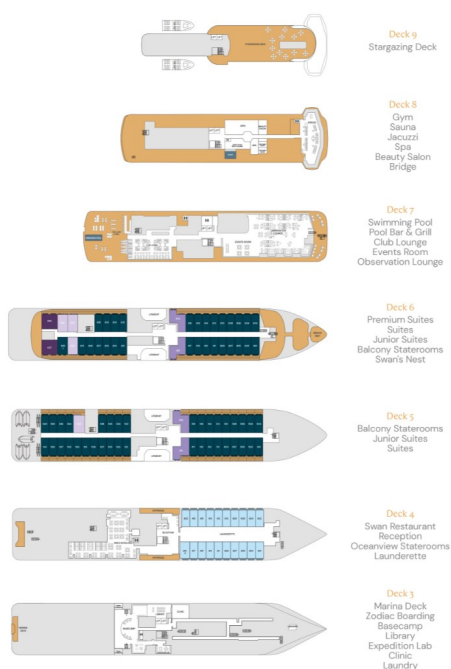
Wild Earth Travel

Small Ships, Big Adventures


wildearth-travel.com

info@wildearth-travel.com

INSIDE YOUR SHIP



Balcony D5




Balcony D6



Balcony M5



Junior Suite



Oceanview D4



Oceanview M4



Premium Suite



Suite



Wild Earth Travel

Small Ships, Big Adventures

0800 945 3327 (within New Zealand) | +64 (0) 3 365 1355 | 1800 107 715 (within Australia)

info@wildearth-travel.com | wildearth-travel.com

Wild Earth Travel

Small Ships, Big Adventures

wildearth-travel.com

info@wildearth-travel.com

PRICING

17-Dec-2025 to 29-Dec-2025

Oceanview D4	15281 AUD pp
Oceanview M4	16081 AUD pp
Balcony D5	19180 AUD pp
Balcony M5	20080 AUD pp
Balcony D6	20981 AUD pp
Junior Suite	28781 AUD pp
Suite	29681 AUD pp
Premium Suite	32680 AUD pp

28-Dec-2025 to 09-Jan-2026

Oceanview D4	12036 AUD pp
Oceanview M4	12675 AUD pp
Balcony D5	15050 AUD pp
Balcony M5	15780 AUD pp
Balcony D6	16602 AUD pp
Junior Suite	22629 AUD pp
Suite	23360 AUD pp
Premium Suite	25643 AUD pp

05-Jan-2026 to 17-Jan-2026

Oceanview D4	18880 AUD pp
Oceanview M4	19680 AUD pp
Balcony D5	23481 AUD pp
Balcony M5	24781 AUD pp
Suite	36380 AUD pp
Premium Suite	39981 AUD pp

25-Jan-2026 to 06-Feb-2026

Oceanview D4	17780 AUD pp
Oceanview M4	18680 AUD pp
Balcony D5	21380 AUD pp
Balcony M5	22180 AUD pp
Suite	31080 AUD pp
Premium Suite	35580 AUD pp

16-Jan-2027 to 28-Jan-2027

Oceanview D4	17680 AUD pp
Oceanview M4	18580 AUD pp
Balcony D5	21180 AUD pp
Balcony M5	22080 AUD pp
Balcony D6	23180 AUD pp
Junior Suite	26780 AUD pp
Suite	31180 AUD pp
Premium Suite	35680 AUD pp



Wild Earth Travel

Small Ships, Big Adventures



wildearth-travel.com

info@wildearth-travel.com

PRICING

21-Jan-2027 to 02-Feb-2027

Oceanview D4	17680 AUD pp
Oceanview M4	18580 AUD pp
Balcony D5	21180 AUD pp
Balcony M5	22080 AUD pp
Suite	31180 AUD pp
Premium Suite	35680 AUD pp

10-Feb-2027 to 22-Feb-2027

Oceanview D4	17680 AUD pp
Oceanview M4	18580 AUD pp
Balcony D5	21180 AUD pp
Balcony M5	22080 AUD pp
Suite	31180 AUD pp
Premium Suite	35680 AUD pp