



Wild Earth Travel

Small Ships, Big Adventures



wildearth-travel.com

info@wildearth-travel.com

ANTARCTICA - WEDDELL SEA EXPLORER BASECAMP - THE BEST ACTIVITY VOYAGE IN THE ICONIC WEDDELL SEA

The Weddell Sea Explorer Basecamp cruise offers you a myriad of ways to explore and enjoy the wildlife-rich Weddell Sea. This expedition allows you to hike, snowshoe, kayak, go mountaineering, and even camp out under the Southern Polar skies.

Wild Earth Travel
Small Ships, Big Adventures

0800 945 3327 (within New Zealand) | +64 (0) 3 365 1355 | **1800 107 715** (within Australia)

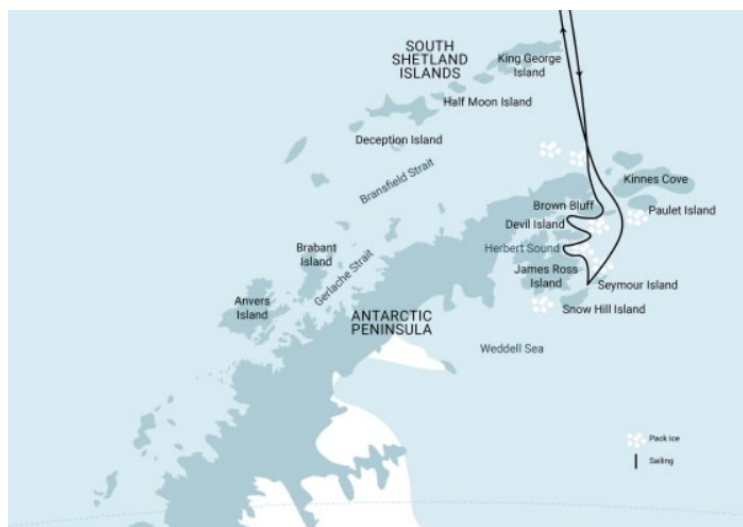
info@wildearth-travel.com | **wildearth-travel.com**

Wild Earth Travel

Small Ships, Big Adventures

wildearth-travel.com

info@wildearth-travel.com



ITINERARY

Day 1: End of the world, start of a journey

Our voyage begins where the world drops off. Ushuaia, Argentina, reputed to be the southernmost city on the planet, is located on the far southern tip of South America. Starting in the afternoon, you embark from this small resort town on Tierra del Fuego, nicknamed "The End of the World," and sail the mountain-fringed Beagle Channel for the remainder of the evening.

Day 2-3: Path of the polar explorers

Over the next two days on the Drake Passage, we enjoy some of the same experiences encountered by the great polar explorers who first charted these regions: cool salt breezes, rolling seas, maybe even a fin whale spouting sea spray. After passing the Antarctic Convergence - Antarctica's natural boundary, formed when north-flowing cold waters collide with warmer sub-Antarctic seas - you are in the circum-Antarctic upwelling zone. Not only does the marine life

change, the avian life changes too. Wandering albatrosses, grey-headed albatrosses, black-browed albatrosses, light-mantled sooty albatrosses, cape petrels, southern fulmars, Wilson's storm petrels, blue petrels, and Antarctic petrels are a few of the birds you might see.

Day 4-10: Entering the Weddell Sea

The great Weddell Sea features massive tabular icebergs, wildly dramatic landscapes, and fascinating historical sites. It is also one of the best places in Antarctica for viewing iconic wildlife like whales, seals, and rarely seen seabirds.

We may visit the following locations, depending on local conditions:

Antarctic Sound - Antarctic Sound is nicknamed "Iceberg Alley," as we often see enormous tabular icebergs here.

Brown Bluff - Possibly the most scenic location in the northern Antarctic Continent, Brown Bluff is characterized by sheer canyon walls, fallen boulders, and beautiful volcanic creations capped with ice.

Herbert Sound - We will focus our attention on the visually impressive areas of Naze Peninsula and Comb Ridge.

Devil Island - This island offers a magnificent vantage point for hikers willing to foot it to the top of the hill. Melting ice sometimes forms a waterfall dropping from the cliffs close to Cape Well-met.

Erebus and Terror Gulf - Here we look for new activity opportunities and may visit Vega Island, experiencing the wilderness of Antarctica in its most remote places.

Day 11-12: Familiar seas, familiar friends

Our return voyage is far from lonely. While crossing the Drake, we're again greeted by the vast array of seabirds remembered from the passage south. But they seem a little more familiar to us now, and us to them.

Wild Earth Travel
Small Ships, Big Adventures

0800 945 3327 (within New Zealand) | +64 (0) 3 365 1355 | 1800 107 715 (within Australia)

info@wildearth-travel.com | wildearth-travel.com



Wild Earth Travel

Small Ships, Big Adventures



wildearth-travel.com

info@wildearth-travel.com

Day 13: There and back again

Even great adventures must eventually come to an end. It's now time to disembark in Ushuaia with memories that will accompany you wherever your next journey lies.

Please Note:

All itineraries are for guidance only. Programs may vary depending on ice, weather, and wildlife conditions. Landings are subject to site availabilities, permissions, and environmental concerns per IAATO regulations. Official sailing plans and landing slots are scheduled with IAATO prior to the start of the season, but the expedition leader determines the final plan. Flexibility is paramount for expedition cruises. The average cruising speed of our vessel is 10.5 knots.



Wild Earth Travel

Small Ships, Big Adventures

0800 945 3327 (within New Zealand) | +64 (0) 3 365 1355 | **1800 107 715** (within Australia)

info@wildearth-travel.com | **wildearth-travel.com**



Wild Earth Travel

Small Ships, Big Adventures

wildearth-travel.com

info@wildearth-travel.com

YOUR SHIP: HONDIOUS

YOUR SHIP:	Hondius
VESSEL TYPE:	Polar Class Expedition Ship
LENGTH:	107.6 metres
PASSENGER CAPACITY:	170
BUILT/REFURBISHED:	2019

Hondius is the first-registered Polar Class 6 vessel in the world, meeting the latest and highest Lloyd's Register standards for ice-strengthened cruise ships. Surpassing the requirements of the Polar Code adopted by the International Maritime Organization (IMO), Hondius represents the most flexible, advanced, innovative touring vessel in the polar regions, thoroughly optimized for exploratory voyages that provide you the utmost first-hand contact with the Arctic and Antarctica.

Happier polar passengers, healthier polar environment

Not only will the numerous amenities and on-board entertainments help make your Hondius voyage truly memorable, this ship also gives you the peace of mind that comes with choosing one of the most environmentally friendly vessel on the polar seas. Hondius uses LED lighting, steam heating, bio-degradable paints and lubricants, and state-of-the-art power management systems that keep fuel consumption and CO2 levels minimal. This means that when you sail aboard Hondius, you get to enjoy the exotic landscapes and wildlife as much as possible while impacting them as little as possible.

Hotel comfort, expedition class

Please be aware that a small number of cabins may have a partially obstructed view due to the size of the windows and the design requirements of the ship. For example, some windows may be partly obstructed in the lower half by a gangway. The best view is always on the outer deck or the bridge. Hondius offers high-quality accommodation for 170 passengers in six grand suites with balconies (27 square meters, 291 square feet), eight junior suites (19 to 20 square meters, 205 to 215 square feet), eight superior cabins (20 to 21 square meters, 215 to 226 square feet), 11 twin deluxe cabins, (19 to 21 square meters, 205 to 226 square feet), 14 twin window cabins (12 to 14 square meters, 129 to 151 square feet) as well as 27 twin porthole cabins, two triple porthole cabins, and four quadruple porthole cabins that vary in size from 12 to 18 square meters, or 129 to 194 square feet. One deck consists of a large observation lounge and separate lecture room, which are reserved for a wide variety of interactive workshops, exhibitions, and performances particular to Hondius. Though elegantly designed in stylish mid-century modern decor, this vessel holds true to Oceanwide's distinctive cozy and informal atmosphere.

Swift & safe ship-to-shore operations

It is our philosophy to keep sea time short so that we can focus instead on fast, effective access to shore and near-shore activities. To give you the maximum contact with the nature and wildlife you traveled so far to see, we employ a tough fleet of rigid-hull inflatable Zodiac boats that guarantee swift and safe landing operations for the passengers. Hondius has two separate gangways and a sheltered indoor Zodiac boarding are



Wild Earth Travel
Small Ships, Big Adventures

0800 945 3327 (within New Zealand) | +64 (0) 3 365 1355 | **1800 107 715** (within Australia)

info@wildearth-travel.com | **wildearth-travel.com**



Wild Earth Travel

Small Ships, Big Adventures

wildearth-travel.com

info@wildearth-travel.com

that can also be used for special outdoor activities, such as kayaking.

The fast, flexible, friendly heart of the polar regions

Our top priority is taking advantage of every wildlife and terrain opportunity as it occurs. To keep our itineraries flexible itineraries and our response time rapid, Hondius is equipped with advanced stabilizers and two main engines capable of powering the vessel up to 15 knots. But Hondius sacrifices no warmth to achieve its keen polar edge: You will have 70 crew and staff members (including expedition and hotel staff) at your service while on board, ensuring that what little time you do spend on the ship you will spend comfortably entertained.

Age and nationality

Passengers on a typical voyage range from in their 30s to their 80s, with the majority usually between 45–65. Our expeditions attract independent travelers from around the globe who are characterized by a strong interest in exploring remote regions. The camaraderie that develops on board is an important part of the Oceanwide experience, and many passenger groups include several nationalities.

What to wear

In keeping with the spirit of expedition, dress on board is informal. Bring casual and comfortable clothing for all activities, and keep in mind that much of the scenery can be appreciated from deck—which can be slippery. Bring sturdy shoes with no-slip soles, and make sure your parka is never far away in case one of our crew shouts "Whales!" over the loudspeaker and you have to dash outside in a moment's notice. Opt for layers, as it is comfortably warm aboard the ship though often cold on deck.

How to pay

Refreshments and souvenirs will be charged to your cabin. The

day before departure you can settle your bill with the hotel manager, paying by credit card (Visa or MasterCard) or cash (euro, or in some cases dollar). We cannot, however, accept checks. Though the prices and standard currency on board is in the euro, other currencies may be accepted at the discretion of the hotel manager, at prevailing rates.

Electric current

The electrical supply aboard ship is 220v, 60Hz. Electrical outlets are standard European with two thick round pins, so some passengers may need a 220v/110v converter.

Gratuities

The customary gratuity to the ship's service personnel is made as a blanket contribution at the end of the voyage and is divided among the crew. Tipping is a personal matter, and the amount you wish to give is at your sole discretion. As a generally accepted guideline, we suggest 8–10 euros per passenger per day. It is better for the crew if you give cash.

Non-smoking policy

We have a non-smoking policy inside all our vessels, though you can smoke in certain designated areas. We ask that you please respect the wishes of non-smokers.

Your physical condition

You must be in good overall health and be able to walk several hours per day. The expedition is ship-based and physically not very demanding, but we spend as much time as possible on shore. You are, however, welcome to remain aboard the ship if you prefer. To join most excursions you must be able to get up and down the steep gangway—from the ship to the water level to board the Zodiacs. Staff will assist you in and out of the boats, and boarding will become progressively easier with practice, but conditions on shore can be slippery and rocky. Remember, you will be traveling in remote areas without access



Wild Earth Travel

Small Ships, Big Adventures



wildearth-travel.com

info@wildearth-travel.com

to sophisticated medical facilities, so you must not join this expedition if you have a life-threatening condition or need daily medical treatment.



treatment.



0800 945 3327 (within New Zealand) | +64 (0) 3 365 1355 | **1800 107 715** (within Australia)

info@wildearth-travel.com | **wildearth-travel.com**

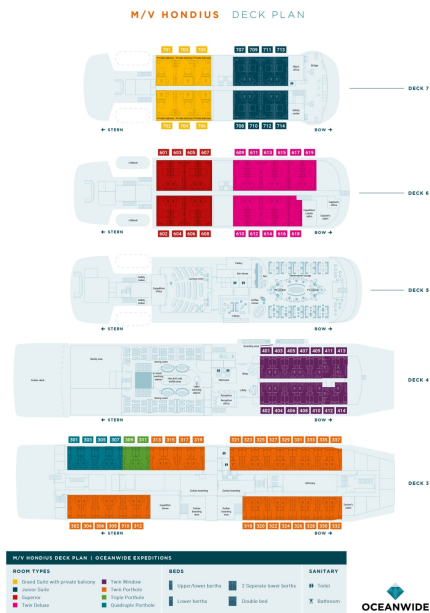
Wild Earth Travel

Small Ships, Big Adventures

wildearth-travel.com

info@wildearth-travel.com

INSIDE YOUR SHIP



Grand Suite with Private Balcony



Junior Suite



Quadruple Porthole



Superior




Triple Porthole



Twin Deluxe



Twin Porthole



Twin Window



Wild Earth Travel
Small Ships, Big Adventures

0800 945 3327 (within New Zealand) | +64 (0) 3 365 1355 | 1800 107 715 (within Australia)

info@wildearth-travel.com | wildearth-travel.com



Wild Earth Travel

Small Ships, Big Adventures



wildearth-travel.com

info@wildearth-travel.com

PRICING

17-Mar-2026 to 29-Mar-2026

Quadruple Porthole	9700 USD pp
Twin Porthole	11950 USD pp
Triple Porthole	11950 USD pp
Twin Window	12600 USD pp
Twin Deluxe	13500 USD pp
Superior	14400 USD pp

05-Dec-2026 to 17-Dec-2026

Quadruple Porthole	10100 USD pp
Triple Porthole	11350 USD pp
Twin Porthole	12450 USD pp
Twin Window	13100 USD pp
Twin Deluxe	14300 USD pp
Superior	15000 USD pp
Junior Suite	15950 USD pp
Grand Suite with Private Balcony	17850 USD pp



Wild Earth Travel

Small Ships, Big Adventures

0800 945 3327 (within New Zealand) | +64 (0) 3 365 1355 | **1800 107 715** (within Australia)

info@wildearth-travel.com | **wildearth-travel.com**